



FULL RANGE

of products for the protection
of boilers and water heating loops

SLUDGE FILTERS

FDM-1P / FDM-2 / FDM-3

ACID CONDENSATE NEUTRALISERS

NEUTRAL COND / NEUTRAL MINI

The FDM sludge filters by Atlas Filtri are the ideal solution to resolve system issues due to particle contamination (especially rust and sand) that form through corrosion and build-ups during normal thermal system operation.

The magnetic filters ensure continuous boiler protection, trapping all the impurities that are in the system, keeping them from circulating thereby preventing the system components from being worn and damaged (for example, circulators and heat exchangers).

FDM filters remove metallic and non-metallic particles that can damage the closed circuit (loop), especially during the initial working period; later, the constant flow of liquid through the filter during normal operation gradually removes all the particles.

FDM filters must be installed on the return circuit feeding into the boiler after the last radiator; thanks to the compact dimensions, it can easily be installed under the boiler in systems for domestic use. FDM filters are intended exclusively for domestic heating systems; in the event of other applications, always consult the manufacturer before installation.

With their compact dimensions, FDM filters offer great versatility in installation and ensure long system life and maximum efficiency eliminating impurities and preventing corrosion.

Though exerting an efficient filtering action, the stainless steel cartridge was designed not to create excessive resistance to the flow of liquid.

OPERATION

In the FDM filter, the liquid that flows through the cartridge filtering element comes into contact with the magnet; the ferrous sludge is trapped thanks to the double effect of mechanical filtration (exerted by the cartridge) and magnetic field (exerted by the magnetic).

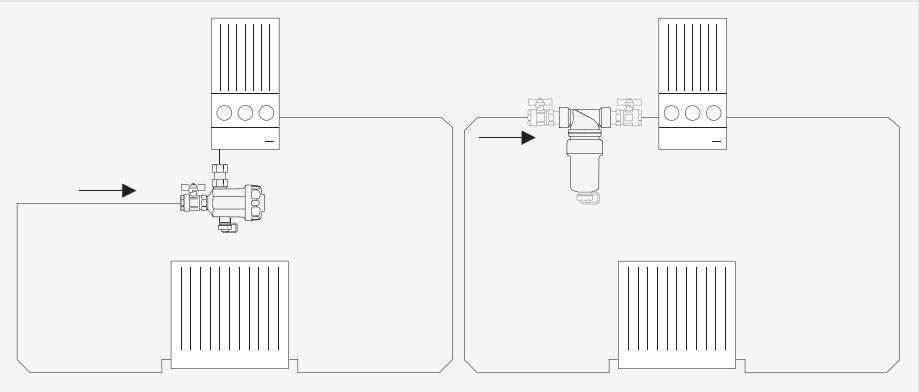
The effect is further amplified by varying cross-sections: the filter body has a greater diameter than the piping so the liquid slows inside the filter and the suspended particles can be more efficiently captured and trapped.

In this way, all the magnetic (ferrous residue) and non-magnetic (algae, mud, sand, etc.) contaminants in the system are trapped in the filter body.

FDM ARE AVAILABLE IN THREE MODELS

FDM must be installed on the return circuit feeding into the boiler after the last radiator to protect it from all the impurities in the system; thanks to the compact dimensions, FDM filters can easily be installed under the boiler in domestic systems.

INSTALLATION DIAGRAM



CLEARANCES

	FDM-1P	FDM-2/A	FDM-2/B	FDM-2/C	FDM-3
A Width	180 mm	135 mm	135 mm	135 mm	135 mm
B Height	80 mm	180 mm	180 mm	180 mm	188 mm
C Depth	70 mm	70 mm	70 mm	70 mm	145 mm

WARNINGS FOR APPROPRIATE USE

The Neodymium magnets used in the FDM equipment are contained inside a brass cylinder, conveniently sealed to prevent the magnets themselves from coming out.

The magnetic cylinder assembly can, however, be a potential source of danger and the warnings below must be respected.

WARNING: Electrical conductivity

Magnets are made of metal and conduct electricity.

WARNING: Pacemakers

Magnets can influence the regular functioning of pacemakers and implanted defibrillators. If you have either of these devices, keep a safety distance of at least 30 cm from the magnets. Warn people who have these devices to stay away from the magnets.

WARNING: Magnetic field

Magnets generate an extended, powerful magnetic field. They can damage televisions and laptop computers, credit or debit cards, digital storage devices, mechanical clocks, hearing aids, speakers and other devices. Keep the magnets away from all devices and objects that could be damaged by intense magnetic fields.

WARNING: Airplane transport

Magnetic fields generated by inappropriately packaged magnets can influence airplane navigation devices. Only ship the magnets by air in packaging equipped with sufficient magnetic shielding.

WARNING: Postal shipping

Magnetic fields generated by inappropriately packaged magnets can interfere with automatic sorting systems and damage goods in other packages. Use an ample sized box and arrange the magnets in the middle of the package, surrounding them with packaging material. If necessary, use sheet metal to shield the magnetic field.

WARNING: Effect on people

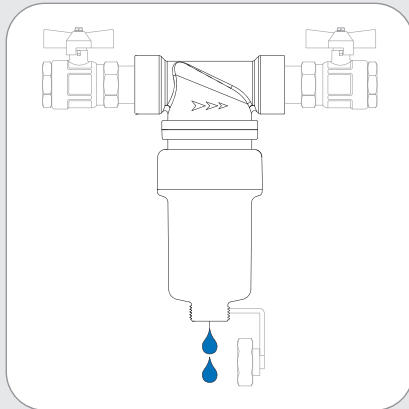
According to current knowledge, the magnetic fields of permanent magnets have no measurable positive or negative effects on people. It is unlikely for the magnetic field of a permanent magnet to constitute harm to health but this risk cannot be entirely excluded. For safety, avoid prolonged contact with the magnets.

WARNING: Heat resistance

Neodymium magnets have a maximum operating temperature of 80°C. Most neodymium magnets permanently lose a part of their force of attraction at a temperature over 80°C. Do not use the magnets for applications other than the ones intended.

FDM-2

INSTALLATION DIRECTIONS



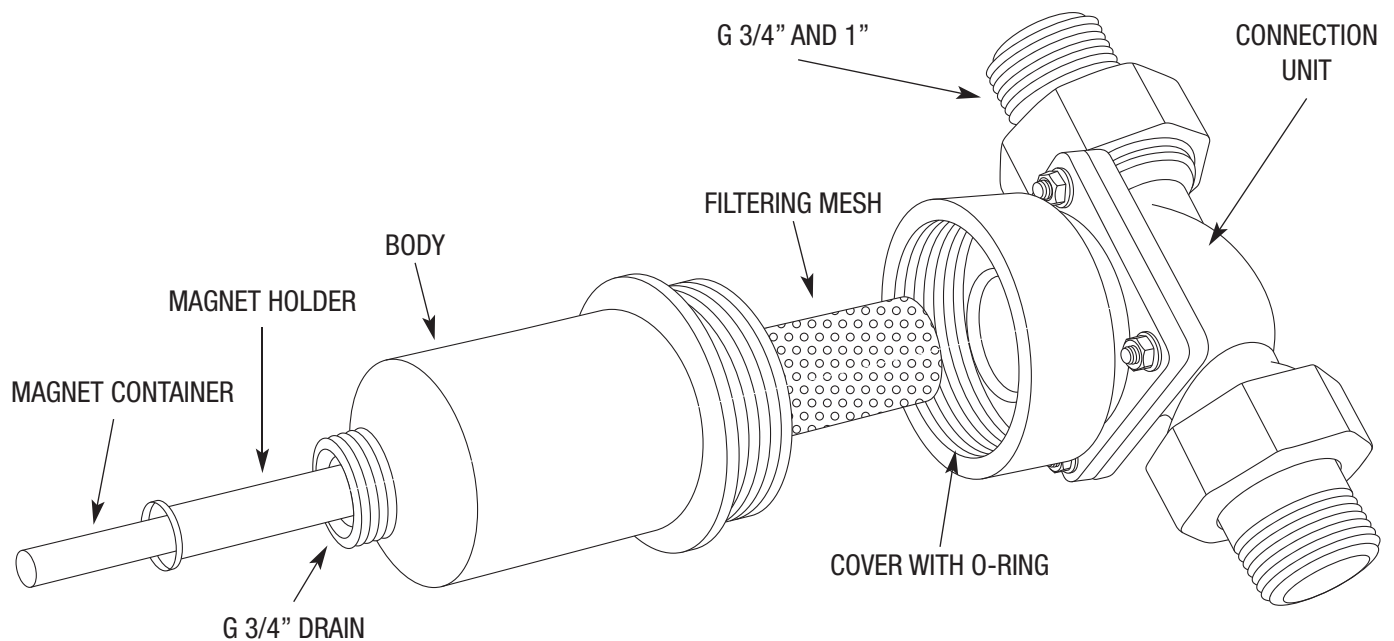
FDM-2 must be always installed in the upright position. It is recommended the installation of shut-off valves before and after FDM-2.

WORKING CONDITIONS

Compatible liquids _____ water, water + glycol
 Max. operating pressure _____ 3 bar at 90°C
 Operating temperature _____ 4÷90°C
 Filter rate _____ 600 µm

SPECIFICATIONS

FDM-2/A - Plastic connection unit with 3/4" and 1" unions: Reinforced PA66 polyamide.
 Body and cover: Reinforced PA66 polyamide.
 Filtering cartridge: AISI 304 L stainless steel.
 O-rings: EPDM.
 Discharge cap: CW 614 N brass - 3/4"
 Magnet: NdFeB - 4500 Gauss - CW 617 N brass magnet container.
 Magnet holder: Polypropylene.



Sludge Filter

WORKING CONDITIONS

Compatible liquids _____ water, water + glycol
Max. operating pressure _____ 3 bar at 90°C
Operating temperature _____ 4÷90°C
Filter rate _____ 600 µm

SPECIFICATIONS

FDM-2/B: brass connection unit with 3/4" unions: CW 617 N brass.
FDM-2/C: brass connection unit with 1" unions: CW 617 N brass.
Body and cover: Reinforced PA66 polyamide.
Filtering cartridge: AISI 304 L stainless steel.
O-rings: EPDM.
Discharge cap: CW 614 N brass - 3/4".
Magnet: NdFeB - 4500 Gauss - CW 617 N brass magnet container.
Magnet holder: Polypropylene.



FDM-2/B

3/4" brass



FDM-2/C

1" brass